

Welcome to Perkilou Products!

☺ Home of the Super Speech Kid and the Speechettes ☺



There are so many reasons to use these great games:



☺ Affordable Activities ☺

☺ Fun Thematic Units ☺

☺ Creative Barrier Games ☺


☺ Easy to use ☺



Perkilou Products are downloadable and printable games and activities. These materials can be used to target a wide variety of speech and language needs!

Thank you for visiting and trying this game set.
If you like this sample, please come back for
more and tell others about

www.speechtherapygames.com



Feeling Bingo

Created by Dina Peters, M.S. CCC-SLP

Copyright © 2010 Perkilou Products™

www.speechtherapygames.com



Object: be the first to cover four pictures in a row and say "BINGO"

Printing instructions: print all of the game boards on card stock, then laminate. Print the question cards on cardstock then reinsert them into the printer and print the pictures on back and laminate.

Directions:

- Have the students take turns reading situation cards.

- Have one player read and the others guess the correct emotion.

- After the correct emotion has been named, have all of the players cover the appropriate picture with a bingo chip.

- The first player to cover four pictures in a row and say "BINGO" is the winner.




scared



tired



surprised



frustrated



ashamed

Feeling

Bingo

Copyright © 2010 Perkilou Products™ www.speechtherapygames.com




confused



sad



guilty



worried



angry



happy



disappointed




angry



ashamed



guilty



happy




disappointed

Feeling

Bingo

Copyright © 2010 Perkilou Products™ www.speechtherapygames.com



worried



surprised



tired




confused



sad



scared




frustrated




worried



disappointed



confused



happy



tired


Feeling

Bingo

Copyright © 2010 Perkilou Products™ www.speechtherapygames.com




sad



frustrated



scared




guilty



ashamed



surprised



angry



guilty



disappointed



confused



ashamed




angry

Feeling

Bingo

Copyright © 2010 Perkilou Products™ www.speechtherapygames.com




frustrated




tired



scared



worried



happy




surprised



sad



scared



worried



ashamed



surprised



happy

Feeling

Bingo


Copyright © 2010 Perkilou Products™ www.speechtherapygames.com



guilty



angry



frustrated




sad



disappointed







tired





confused

<p>Amy's friend asked her to keep a secret, but she accidentally told someone. How does she feel?</p> <p>Ashamed</p>	<p>Alexis is going to open her birthday present. How does she feel?</p> <p>Happy</p>	<p>Mom said Billy had baseball practice, but she's driving home. How does he feel?</p> <p>Confused</p>
<p>Kelsey got home and walked into the living room, all of her friends yelled, HAPPY BIRTHDAY!!</p> <p>How did she feel?</p> <p>Surprised</p>	<p>Keisha played outside all day long, it is time to go take a bath.</p> <p>How does she feel?</p> <p>Tired</p>	<p>Stevie took a piece of candy from the store when he was shopping with his mom. How does he feel?</p> <p>Guilty</p>
<p>Kevin went to Austin's house to play, but Austin won't share his toys. How does Kevin feel?</p> <p>Sad</p>	<p>Justin's little brother just broke his favorite toy! How does Justin feel?</p> <p>Angry</p>	<p>Anna just woke up from a terrible nightmare. How does she feel?</p> <p>Scared</p>



<p>Shane has been looking for his puppy everywhere, but he still can't find him. How does he feel?</p> <p>Worried</p>	<p>Mom said Sara can't go to the slumber party. How does she feel?</p> <p>Disappointed</p>	<p>Chris tried so hard, but he struck out anyway. How does he feel?</p> <p>Frustrated</p>
---	--	---



Guess What?




Lots of
Perkilou Products
game sets have a

BONUS

activity!

This one does too!!



Faces Show Feelings

Created by Dina Peters, M.S. CCC-SLP

Copyright © 2010 Perkilou Products™

www.speechtherapygames.com

Object: learn about feelings and facial expressions while playing a fun game.

Printing instructions: print the game board on regular paper then mount in a file folder and laminate.

Directions:

Younger children:

When a child lands on a face he/she must make a face like the one he lands on and tell about what makes him feel that way.

Older children:

When a child lands on a face he/she must tell about a specific time when he/she felt that way.

😡 😊 😞 😊

Faces Show



You're
excited!



Move ahead
one space!



SILLY



MAD



CARED




Cool



Wait 1

START

Feelings



SHY



You're scared!




Tip toe back
one space

SAD



SURPRISED



down

turn

FINISH